

€80.00  
UK : £50.00  
USA : \$110.00

RTS Express

Forecasts to 2010  
Volume and value  
Market trends and analysis  
Company information  
Demographics  
Economic data

# United Kingdom Prepared Meat & Poultry **2010**

Sample Report



To order the full version please  
visit [www.readymealsinfo.com](http://www.readymealsinfo.com)  
or call +44 (0)1902 422282



Tel: +44 (0)1902 422282   mail@rts-resource.com   www.rts-resource.com

## About this report

**RTS Express** is a series of highly focused, data driven reports on the international market for **food** and **ingredients**.

Each report is designed to provide exactly the information needed, from background demographic and economic data to global market sizes, forecast consumption and expenditure, market trends and analysis and company information.

Ideal for

- **Marketing plans**
- **Sales presentations**
- **New product development**
- **Market assessments**
- **Board meetings**

The **RTS Express** series is designed to provide meaningful insight **quickly** and **cost-effectively**.

## About the publisher

**RTS Resource** measures, analyses and forecasts the international market for **food, drink, ingredients** and **packaging**.

**RTS** offers a comprehensive range of services designed to help suppliers and manufacturers discover new ways to grow the business.


**For more information please call  
+44 (0)1902 422282**

**© 2006 RTS Resource Limited**

While every reasonable care has been taken in respect of the information contained in this report, RTS Resource Ltd makes no representation or warranty (either express or implied) as to the completeness of the information or its suitability for any particular purpose.

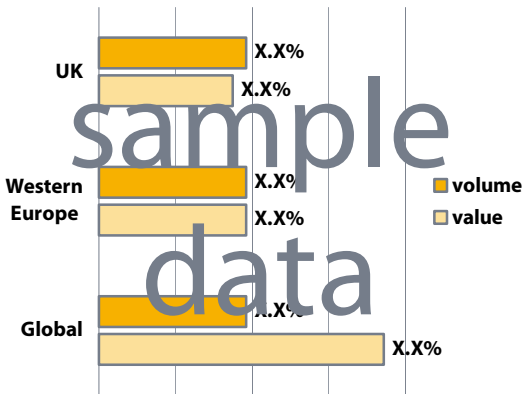
No liability can be accepted by RTS Resource Ltd for any action taken or not taken as a result of this information, in particular RTS Resource Ltd will not be liable for special, consequential or incidental damages or damages for loss of profits, loss of revenue, or loss of use, arising out of or in connection with this report or the material contained in it, whether any claim is brought in contract, or tort (including negligence) or otherwise.





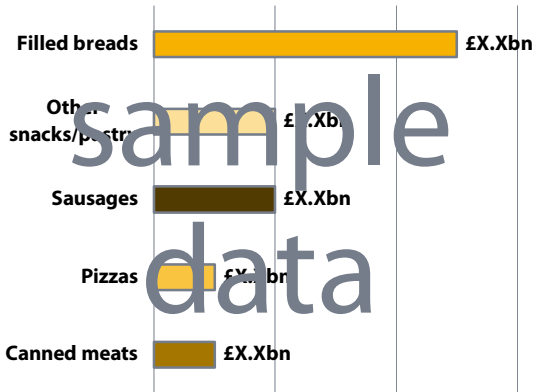
Share of global market:  
\$XXbn

**UK expenditure** on prepared meat and poultry reached **\$XXbn** in 2005\*



Forecast growth rate:  
X.X%

Market value is **forecast** to grow at a rate of **X.X%** per year\*



Key market  
**Filled breads**  
£X.Xbn

**Expenditure** on **Filled breads** totalled **£X.Xbn** in 2005\*  
\*see report for full list of definitions

**To order the full report visit [www.readymealsinfo.com](http://www.readymealsinfo.com) or call +44 (0)1902 422282**

# contents

---

<i>express data</i>	3
country background	6
demographics	7
commentary	8
global perspective	16
western europe	17
market analysis	18
the data	19
key manufacturers	21
definitions	22
sources	23

# country background

---

## UK: Key facts, 2005

---

<b>Capital</b>	London
<b>Area (sq km)</b>	XXX,XXX
<b>Population (m)</b>	XXX.X
<b>GDP (\$trn)</b>	X.XX
<b>GDP Growth</b>	X.X%
<b>Inflation</b>	X.X%

---

Source: **SAMPLE REPORT**

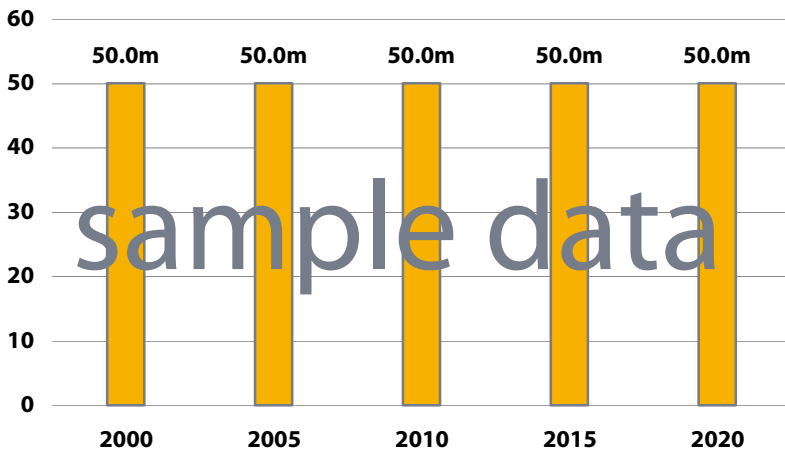


Source: **CIA**

Figure 1

## UK: Population trend, 2000 to 2020

millions of people

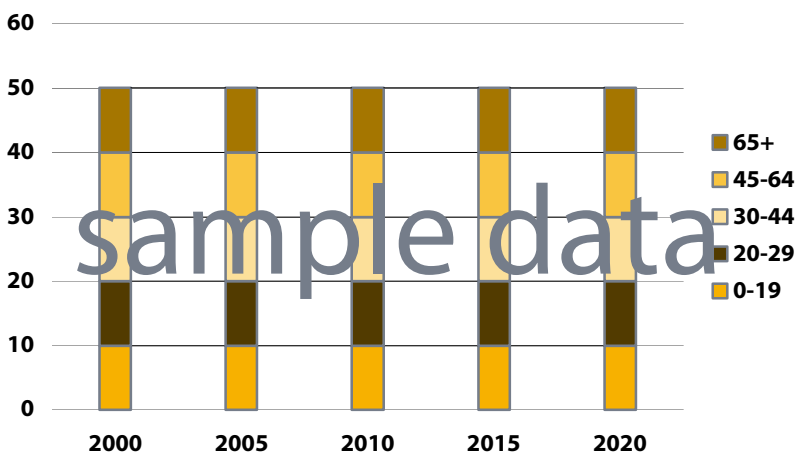


Source: SAMPLE REPORT

Figure 2

## UK: Population by age group, 2000 to 2020

millions of people



Source: SAMPLE REPORT

General background

## sample text

Full commentary and analysis appears here

General background (cont...)

## sample text

Full commentary and analysis appears here

Background to prepared meat & poultry

## sample text

Full commentary and analysis appears here

Background to prepared meat & poultry (cont...)

## sample text

Full commentary and analysis appears here

Background to prepared meat & poultry (cont...)

## sample text

Full commentary and analysis appears here

Prepared meat & poultry in the UK

## sample text

Full commentary and analysis appears here

Prepared meat & poultry in the UK (cont...)

## sample text

Full commentary and analysis appears here

Summary

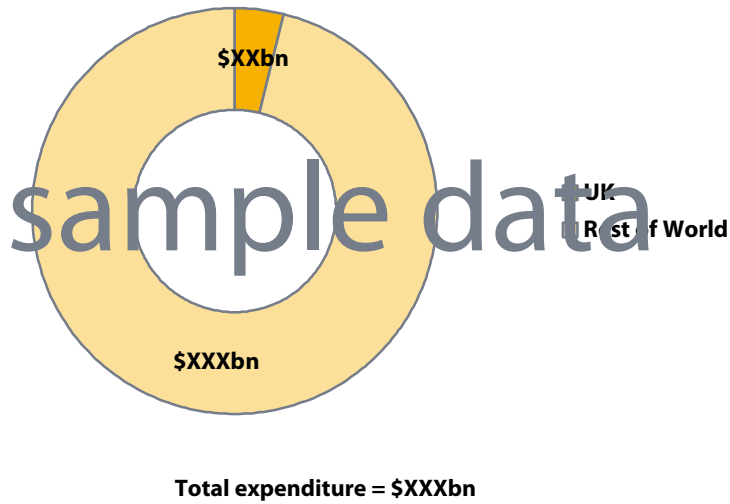
## sample text

Full commentary and analysis appears here

Figure 3

## Global: Expenditure on prepared meat & poultry, 2005

\$bn

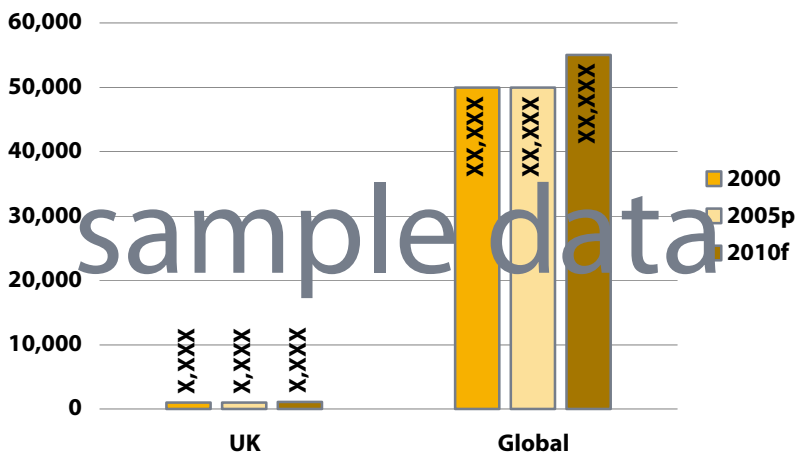


Source: SAMPLE REPORT

Figure 4

## Global: Consumption of prepared meat & poultry, 2000 to 2010

000 tonnes

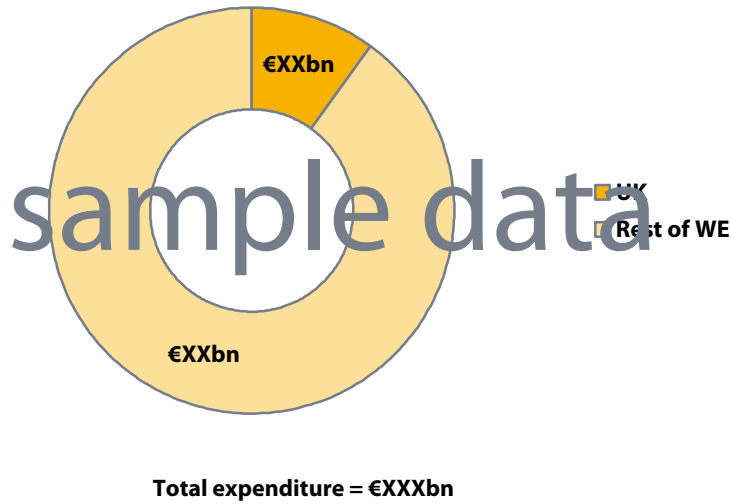


Source: SAMPLE REPORT

Figure 5

## Western Europe: Expenditure on prepared meat & poultry, 2005

€bn

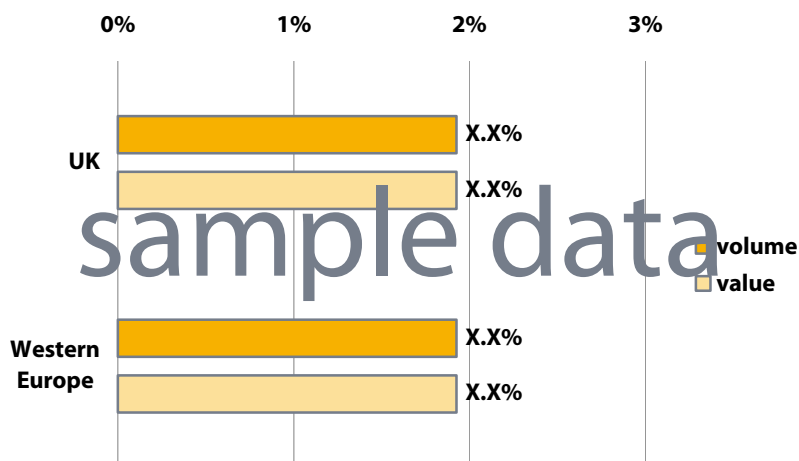


Source: SAMPLE REPORT

Figure 6

## Western Europe: Forecast growth in prepared meat & poultry, 2005 to 2010

CAGR %

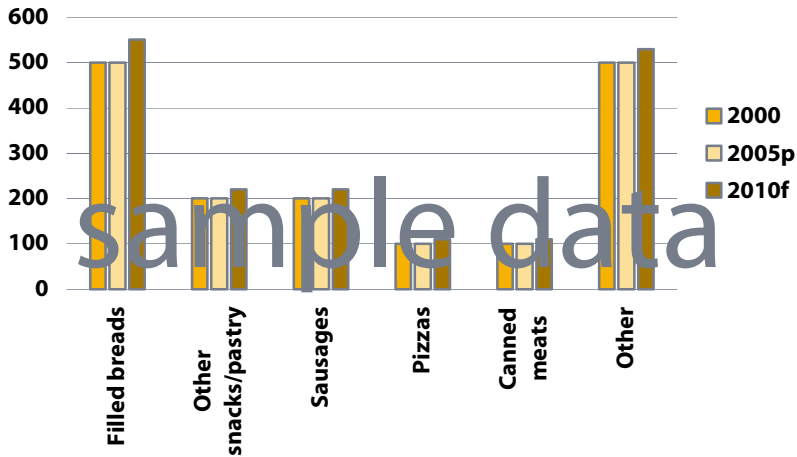


Source: SAMPLE REPORT

Figure 7

## UK: Consumption of prepared meat & poultry by key product, 2000 to 2010

000 tonnes as sold

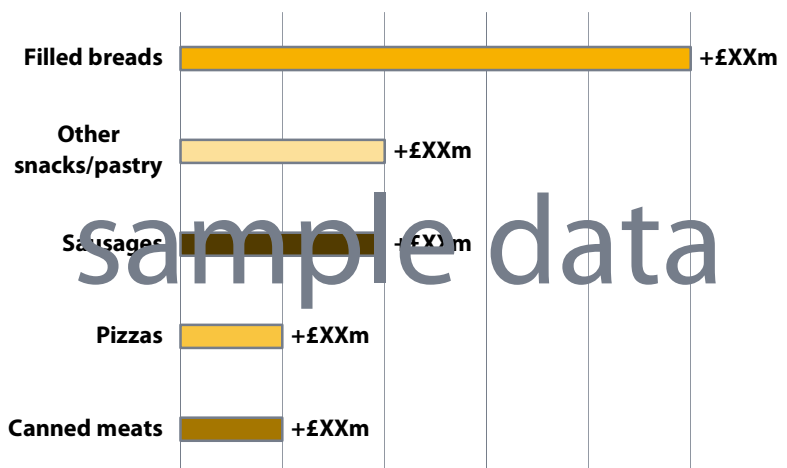


Source: SAMPLE REPORT

Figure 8

## UK: Forecast growth in expenditure on prepared meat & poultry by key product, 2005 to 2010

Forecast additional expenditure (£m)



Source: SAMPLE REPORT

Table 1

## UK: Consumption of prepared meat & poultry by product, 2000 to 2010

000 tonnes as sold

	2000	2005 <sup>p</sup>	CAGR	2010 <sup>f</sup>	CAGR
Sausages	XXX	XXX	X.X%	XXX	X.X%
Semi-preserved sausage/salami	XXX	XXX	X.X%	XXX	X.X%
Burgers	XXX	XXX	X.X%	XXX	X.X%
Pâté	XXX	XXX	X.X%	XXX	X.X%
Other comminuted meats <sup>1</sup>					
Other deli meats	XXX	XXX	X.X%	XXX	X.X%
Other meat products	XXX	XXX	X.X%	XXX	X.X%
Bacon and ham	XXX	XXX	X.X%	XXX	X.X%
Prepared poultry	XXX	XXX	X.X%	XXX	X.X%
Canned meats	XXX	XXX	X.X%	XXX	X.X%
Pizzas	XXX	XXX	X.X%	XXX	X.X%
Other snacks/pastry	XXX	XXX	X.X%	XXX	X.X%
Filled breads	XXX	XXX	X.X%	XXX	X.X%
Meat-free foods	XXX	XXX	X.X%	XXX	X.X%
<b>Total</b>	<b>XXX</b>	<b>XXX</b>	<b>X.X%</b>	<b>XXX</b>	<b>X.X%</b>

Note: <sup>1</sup> = included in **other meat products**

Source: **SAMPLE REPORT**

Table 2

## UK: Forecast expenditure on prepared meat & poultry by product, 2005 to 2010

£m

	2005 <sup>P</sup>	2010 <sup>f</sup>	CAGR
Sausages	XXX	XXX	X.X%
Semi-preserved sausage/salami	XXX	XXX	X.X%
Burgers	XXX	XXX	X.X%
Pâté	XXX	XXX	X.X%
Other comminuted meats <sup>1</sup>			
Other deli meats	XXX	XXX	X.X%
Other meat products	XXX	XXX	X.X%
Bacon and ham	XXX	XXX	X.X%
Prepared poultry	XXX	XXX	X.X%
Canned meats	XXX	XXX	X.X%
Pizzas	XXX	XXX	X.X%
Other snacks/pastry	XXX	XXX	X.X%
Filled breads	XXX	XXX	X.X%
Meat-free foods	XXX	XXX	X.X%
<b>Total</b>	<b>XXX</b>	<b>XXX</b>	<b>X.X%</b>

Note: <sup>1</sup> = included in **other meat products**

Source: **SAMPLE REPORT**

# key manufacturers

---

COMPANY	WEBSITE
Company A	<a href="http://www.linktowebsite.com">www.linktowebsite.com</a>
Company B	<a href="http://www.linktowebsite.com">www.linktowebsite.com</a>
Company C	<a href="http://www.linktowebsite.com">www.linktowebsite.com</a>
Company D	<a href="http://www.linktowebsite.com">www.linktowebsite.com</a>
Company E	<a href="http://www.linktowebsite.com">www.linktowebsite.com</a>
Company F	<a href="http://www.linktowebsite.com">www.linktowebsite.com</a>
Company G	<a href="http://www.linktowebsite.com">www.linktowebsite.com</a>
Company H	<a href="http://www.linktowebsite.com">www.linktowebsite.com</a>
Company I	<a href="http://www.linktowebsite.com">www.linktowebsite.com</a>
Company J	<a href="http://www.linktowebsite.com">www.linktowebsite.com</a>
Company K	<a href="http://www.linktowebsite.com">www.linktowebsite.com</a>
Company L	<a href="http://www.linktowebsite.com">www.linktowebsite.com</a>
Company M	<a href="http://www.linktowebsite.com">www.linktowebsite.com</a>
Company N	<a href="http://www.linktowebsite.com">www.linktowebsite.com</a>

---

Note: All weblinks correct as of date of publication.

While every care has been taken in compiling this company information, it is intended as a **guide only**. RTS Resource Ltd cannot be held responsible for the completeness of this information or its suitability for any particular purpose.

## List of abbreviations and terms used

000	thousand
\$	1 US dollar
€	1 euro
AME	Africa & Middle East region, as analysed
AP	Asia-Pacific region, as analysed
bn	billion (1,000,000,000)
CSA	Central & South America region, as analysed
E	estimate
EE	Eastern Europe region, as analysed
EU	European Union
F	forecast
FAO	Food and Agricultural Organisation of the United Nations
Global	the countries and regions analysed herein
m	million (1,000,000)
Market volume	The size of a market in tonnes
Market value	The size of a market in US\$
NAFTA	North American Free Trade Agreement region, as analysed
P	provisional
tonne	1 metric tonne = 1,000 kilos = 2,205 pounds
tr	trillion, one million million (1,000,000,000,000)
UN	United Nations
WE	Western Europe region, as analysed

## Countries covered

The “global” market for food and ingredients as described throughout this report covers analysis of the following countries:

**Western Europe (WE):** Austria, Belgium (including Luxembourg), Denmark, Finland, France, Germany, Greece, Ireland, Italy, Netherlands, Portugal, Spain, Sweden, UK

**NAFTA:** USA, Canada, Mexico

**Eastern Europe (EE):** Bulgaria, Czech, Hungary, Poland, Romania, Russia, Slovakia, Ukraine

**Central & South America (CSA):** Argentina, Brazil, others

**Asia Pacific (AP):** Australia, China, India, Indonesia, Japan, Malaysia, Thailand

**Africa & Middle East (AME):** Egypt, Israel, RSA, Saudi Arabia, Turkey.

# sources

---

*To request a complete list of sources please e-mail [mail@rts-resource.com](mailto:mail@rts-resource.com) and type "Sources" in the subject line.*

**To order the full report visit [www.readymealsinfo.com](http://www.readymealsinfo.com) or call +44 (0)1902 422282**

## Other titles in the series

### Food & Drink

Ready Meals  
Prepared Meat & Poultry  
Snacks  
Yogurts, Desserts & Ice Cream\*  
Soups, Sauces & Condiments\*  
Cakes & Pastries\*  
Confectionery\*

### Ingredients

Seasonings, Herbs & Spices  
Flavours  
Colours\*  
Sweeteners\*

### Countries

UK  
France  
Germany  
Russia  
USA  
China\*  
Japan\*  
Poland\*

\*forthcoming report

For the **latest range** of titles or to **request a report** call  
**+44 (0)1902 422282**

## Shelf Life

Monthly new product publication. Tracks UK new product launches in: **Ready Meals, Prepared Meat and Poultry, Sandwiches and Salads, Snacks, Sauces, Dressings and Soups.**

**Unique flavour tracking** and **pricing analysis** section.  
Call now to receive your complimentary copy.

For a **FREE TRIAL** call  
**+44 (0)1902 422282**

